

MONTHLY SUMMARY – Eagle Bend Water Supply – October 22, 2013

The Daily Flows Table (thru October 22nd) and General Summary Table are attached. Water use to date for 2013 has totaled about 66 million gallons; which is 82% of that used in 2010 and 2011 and only 72% of that used in 2012. The Fairway 4 pond water level is nearly full (at 0.3 feet below overflow) so minimal, if any, additional water use is anticipated this year. The North Well has not been run during October so as to avoid electrical demands charges from Xcel. Energy.

Although we have not drawn any water from the ECCV Service Line since mid-July, billings from Aurora Water for September include 390,000 gallons from the service line. As mentioned in last month's report, Aurora Water identified (and corrected) a problem with their radio read equipment and corrected this to the "hard register" on the meter in early September. I do feel comfortable that Aurora Water's adjustment is legitimate and reflected our actual usage in June and July - although billed in September. Usage from the ECCV Service Line for 2013 was about 4.9 million gallons which is about 7½% of the total water supplied. I met with Aurora Water personnel on October 16th to shutoff and drain the service line for the season.

This month Aurora Water issued us a credit of \$340.10 to account for the erroneously charged monthly service charges for the ECCV Service Line. Everything is settled up no for this issue.

I continue to have problems with the radio telemetry between the North and South wells and will be undertaking two measures during the off-season to remedy this:

1. Installation of taller poles and relocation and aiming of antennas at both wells. Estimated cost \$250.
2. Relocation of telemetry radios and associated equipment out of the variable speed drive enclosures. Director Rexroat has educated me about the detrimental effects of heat on the operating efficiency and longevity of radios. Relocating the radio transceivers will address both the overheating and the electrical noise problems that I have occasionally been encountering. Estimated cost \$1,500

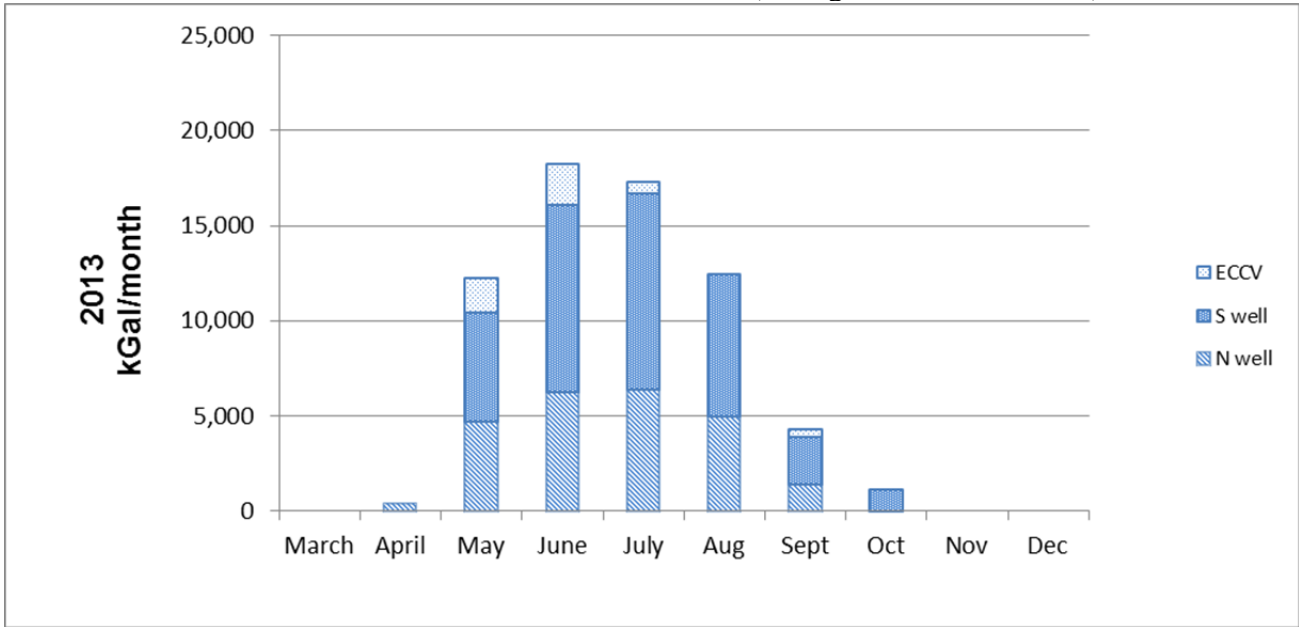
The cellular alarm dialer for the Filing 9 sump pump has been returned to service after I discovered that the antenna cable had been cut. There have been no high level alarms indicating proper and adequate operation of the pump. Earlier today I provided Roe Sherbert with the I-phone to allow him to monitor both the HEB Sump (via text messages) and also the WiFi SCADA system (via the internet).

I remain available to discuss any questions. Scott Lehman (303)292-3456 Cell (303)668-9546

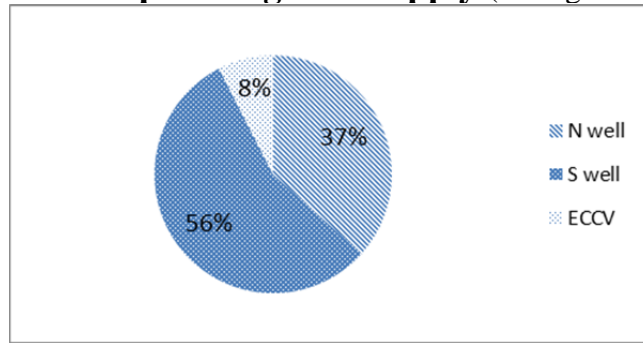
Start Date	North Well Flow (gallons)	South Well Flow (gallons)	ECCV (gallons)	Rainfall (inches)	
9/1/2013	215,647	392,037		0	0
9/2/2013	214,201	391,189		0	0
9/3/2013	213,042	389,806		0	0.02
9/4/2013	212,170	386,260		0	0
9/5/2013	211,710	387,856		0	0
9/6/2013	211,352	387,808		0	0
9/7/2013	210,863	388,229		0	0
9/8/2013	210,513	387,526		0	0
9/9/2013	209,969	387,679		0	0
9/10/2013	209,164	386,908		0	1.01
9/11/2013	31,762	59,702		0	0.85
9/12/2013	0	0		0	2.18
9/13/2013	0	0		0	0.58
9/14/2013	0	0		0	0.82
9/15/2013	0	0		0	0.12
9/16/2013	0	0		0	0.01
9/17/2013	0	0		0	0
9/18/2013	0	0		0	0
9/19/2013	0	0		0	0
9/20/2013	0	0		0	0
9/21/2013	0	0		0	0
9/22/2013	0	0		0	0.23
9/23/2013	0	0		0	0.77
9/24/2013	0	0		0	0
9/25/2013	0	0		0	0
9/26/2013	0	0		0	0
9/27/2013	0	0		0	0.25
9/28/2013	0	0		0	0
9/29/2013	0	0		0	0
9/30/2013	0	0		0	0
Sept Totals	2,150,393	3,945,000		0	6.84
10/1/2013	0	0		0	0
10/2/2013	0	43,690		0	0
10/3/2013	0	143,982		0	0
10/4/2013	0	0		0	0
10/5/2013	0	0		0	0
10/6/2013	0	0		0	0
10/7/2013	0	0		0	0
10/8/2013	0	0		0	0
10/9/2013	0	219,060		0	0
10/10/2013	0	358,699		0	0
10/11/2013	0	358,729		0	0
10/12/2013	0	215,271		0	0
10/13/2013	0	0		0	0
10/14/2013	0	0		0	0.08
10/15/2013	0	0		0	0
10/16/2013	0	0		0	0
10/17/2013	0	0		0	0
10/18/2013	0	0		0	0.1
10/19/2013	0	0		0	0
10/20/2013	0	0		0	0.09
10/21/2013	0	0		0	0
10/22/2013	0	0		0	0
Month to date	0	1,339,431		0	0.27

Total gal.
6,095,393

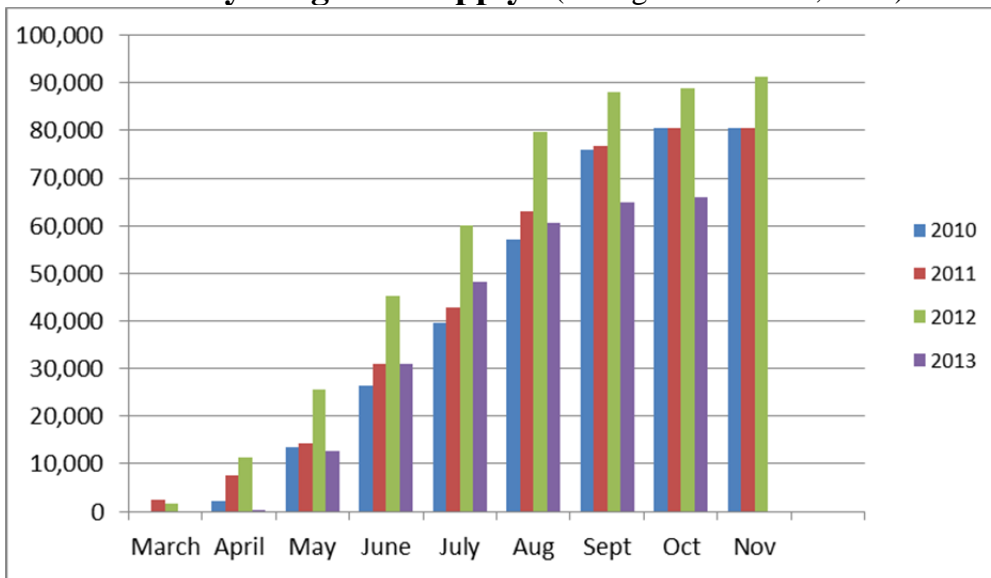
TOTAL IRRIGATION SUPPLY (through October 22, 2013)



Year to date makeup of irrigation supply (through October 22, 2013)



Monthly Irrigation supply (through October 22, 2013)



Partial data - Thru October 22, 2013

Eagle Bend - 2013												
Service Month (nominal)	Initial	March	April	May	June	July	Aug	Sept	Oct	Nov	Dec	YTD
Meter Reads												
North Well	101380	0	390	5105	11361	17777	22781	4197	4197			
South Well	18163	18163	18163	23888	33756	44046	51469	53963	55063			
ECCV	37974	37974	37974	39816	41975	42565	42565	42955	42955			
Aurora Potable	25297	25297	25297	25297	25297	25297	25297	25297	25297			
kgal												
North Well		0	390	4,715	6,256	6,416	5,004	1,416	0			24,197
South Well		0	0	5,725	9,868	10,290	7,423	2,494	1,100			36,900
ECCV		0	0	1,842	2,159	590	0	390	0			4,981
Aurora Potable		0	0	0	0	0	0	0	0			0
Total - kgal		0	390	12,282	18,283	17,296	12,427	4,300	1,100			66,078
Total - af		0.0	1.2	37.7	56.1	53.1	38.1	13.2	3.4			202.8
COA Billing (2 months)												
North Well	\$0.00	\$0.00	\$163.80	\$1,980.30	\$2,627.52	\$2,694.72	\$2,101.68	\$594.72				\$10,162.74
South Well	\$0.00	\$0.00	\$0.00	\$2,404.50	\$4,144.56	\$4,321.80	\$3,117.66	\$1,047.48				\$15,036.00
ECCV	\$0.00	\$0.00	\$0.00	\$11,936.16	\$13,990.32	\$3,823.20	\$0.00	\$2,527.20				\$32,276.88
Aurora Potable	\$87.14	\$43.57	\$43.57	\$43.57	\$43.57	\$43.57	\$43.57	\$43.57				\$392.13
Total	\$87.14	\$43.57	\$207.37	\$16,364.53	\$20,805.97	\$10,883.29	\$5,262.91	\$4,212.97				\$57,780.61
Xcel Energy Billing (2 months)												
North Well	\$814.33	\$2,409.16	\$2,554.18	\$4,366.01	\$5,425.94	\$5,533.96	\$4,934.77	\$3,599.15				\$29,637.50
South Well	\$1,093.64	\$540.27	\$543.30	\$4,335.04	\$7,173.36	\$7,349.60	\$6,103.51	\$4,205.47				\$31,344.19
Total	\$1,907.97	\$2,949.43	\$3,097.48	\$8,701.05	\$12,599.30	\$12,883.56	\$11,038.28	\$7,804.62				\$59,073.72
Xcel \$/kgal (approx., some time lag)												
North Well			\$6.55	\$0.93	\$0.87	\$0.86	\$0.99	\$2.54				\$1.22
South Well				\$0.76	\$0.73	\$0.71	\$0.82	\$1.69				\$0.85
Combined			\$7.94	\$0.83	\$0.78	\$0.77	\$0.89	\$2.00				\$0.97
HOA Billing	\$22,000.00	\$22,000.00	\$23,006.20	\$53,687.56	\$69,170.14	\$66,623.68	\$54,061.66	\$33,094.00			\$0.00	\$343,643.24
Net to District	\$0.00	\$19,007.00	\$19,701.35	\$28,621.98	\$35,764.87	\$42,856.83	\$37,760.47	\$21,076.41				\$204,788.91
Credit towards ECCV SL	\$0.00	\$0.00	\$0.00	\$8,012.70	\$9,391.65	\$2,566.50	\$0.00	\$1,696.50				\$21,667.35